

# Market Report

July, 2021



## 1010 Brickell

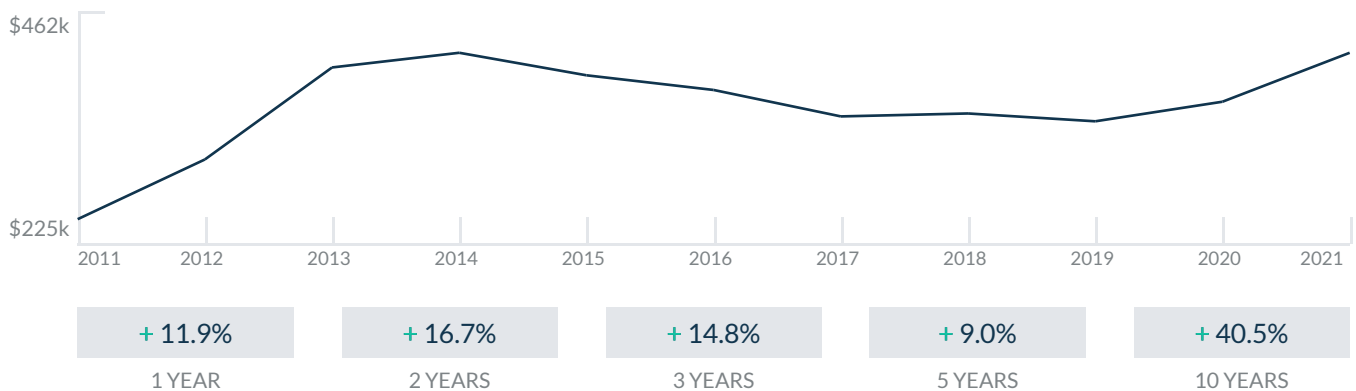
1010 Brickell Ave  
Miami, FL 33131

Every month we compile this comprehensive market report focus on 1010 Brickell in this convenient and easy to read format. Our data comes from more than six different sources including MLS Associations, County Offices and Financial Institutions. Get this report for free every month on our website [1010brickellcondosforsale.com](http://1010brickellcondosforsale.com).

## Property Stats

POSTAL CODE 33131

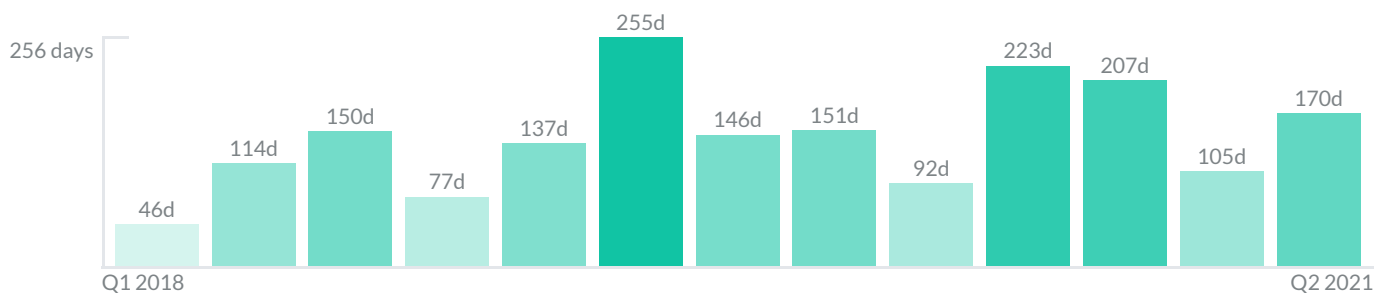
The property stats graph represents the median price evolution since ten years in your postal code area.



## Similar Properties

DAYS ON THE MARKET

Everyday 3 months we monitor how many days it takes for similar properties to be sold. This is also a good indicator to know when to buy or sale!



# Mortgage Rates

PER YEAR

Understanding mortgage economics is important when you want to buy with a loan. Below is the historical yearly average mortgage rates in the Unites States retrieved from Freddie Mac©

30 YEARS FIXED 4.4%



15 YEARS FIXED 3.9%



5/1-YEAR ADJUSTABLE 3.9%



# Schools

CLOSEST

Having good schools nearby is important if you have kids or plan to rent or sell your home. Ratings are retrieved from the leading independent and nonprofit GreatSchools©

ELEMENTARY SCHOOL	MIDDLE SCHOOL	HIGH SCHOOL
Alpha Charter Of Aspire Engenio Maria De Hostos Youth Leadership Charter School	World School Of The Arts	
1/10	1/10	10/10

# Insights

IN 1010 BRICKELL

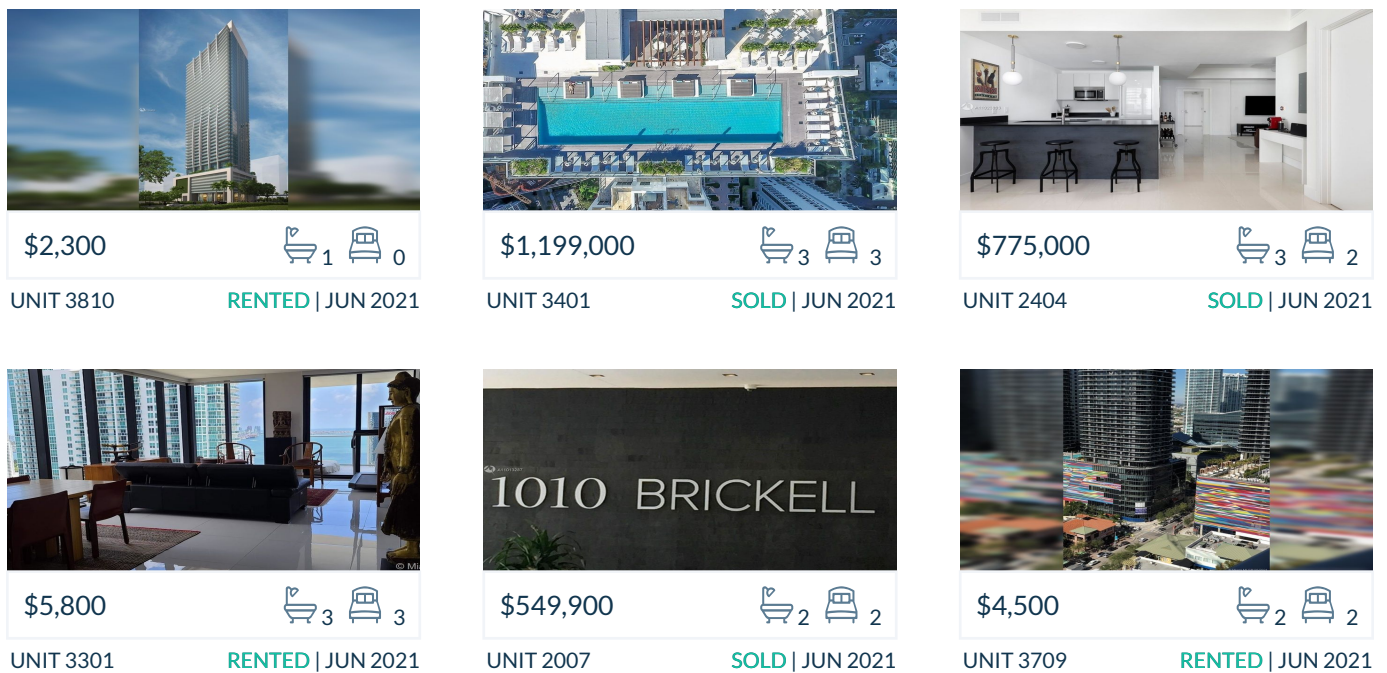
Below the average listing prices of available unit per property type.



# Activity

SOLD OR RENTED

Below the latest transactions reported by the local MLS Association for 1010 Brickell



## Sold

LAST 20 PROPERTIES SOLD IN 1010 BRICKELL

Unit	Price	Beds/Baths	\$/Sqft	Sqft	Buying Date	Days on Market
3401	\$1,199,000	3/3	N/A	N/A	Jun 2021	184
2404	\$775,000	2/3	\$584.9	1,325	Jun 2021	36
2007	\$549,900	2/2	\$566.9	970	Jun 2021	44
4507	\$399,000	1/1	\$612.9	651	Jun 2021	34
3611	\$475,000	1/2	\$454.1	1,046	Jun 2021	1247
4301	\$1,250,000	3/3	\$713.1	1,753	May 2021	151
2803	\$820,000	2/3	\$639.1	1,283	May 2021	1
1408	\$348,000	1/2	\$458.5	759	May 2021	72
4406	\$795,900	2/3	\$551.9	1,442	May 2021	89
1706	\$499,000	1/2	\$453.6	1,100	Apr 2021	8
1807	\$495,000	2/2	\$510.3	970	Apr 2021	23
3603	\$885,000	2/3	\$689.8	1,283	Apr 2021	25
4205	\$985,000	3/3	\$554.0	1,778	Apr 2021	295
2401	\$995,000	3/3	\$567.6	1,753	Mar 2021	100
4608	\$390,000	1/2	N/A	N/A	Mar 2021	19
3804	\$750,000	2/3	\$566.0	1,325	Mar 2021	178
4511	\$485,000	1/2	\$497.4	975	Mar 2021	50
3507	\$350,000	1/1	\$537.6	651	Mar 2021	16
3408	\$399,900	1/2	\$526.9	759	Mar 2021	328
4201	\$1,090,000	3/3	\$621.8	1,753	Mar 2021	55

## Rented

LAST 20 PROPERTIES RENTED IN 1010 BRICKELL

Unit	Price	Beds/Baths	\$/Sqft	Sqft	Rented Date	Days on Market
3810	\$2,300	0/1	\$5.2	442	Jun 2021	14
3301	\$5,800	3/3	\$3.3	1,753	Jun 2021	2
3709	\$4,500	2/2	\$4.4	1,028	Jun 2021	12
4204	\$4,599	2/3	\$3.5	1,325	Jun 2021	18
3803	\$4,500	2/3	\$3.5	1,283	May 2021	3
4310	\$2,000	0/1	\$4.5	442	May 2021	4
4610	\$1,850	0/1	\$4.2	442	May 2021	4
3309	\$4,500	2/2	\$4.4	1,028	May 2021	44
3204	\$4,400	2/3	\$3.3	1,325	May 2021	2
4806	\$5,000	3/3	\$3.5	1,442	Apr 2021	7
2502	\$5,200	2/3	\$4.0	1,314	Apr 2021	6
2408	\$2,600	1/2	\$3.4	759	Apr 2021	13
4306	\$4,995	2/3	\$3.5	1,442	Apr 2021	10
2608	\$2,600	1/2	\$2.6	988	Apr 2021	2
2004	\$4,600	3/3	\$3.5	1,325	Apr 2021	94
1910	\$1,750	0/1	\$2.8	633	Apr 2021	120
2307	\$5,000	2/2	\$5.2	970	Apr 2021	31
4310	\$2,000	0/1	\$4.5	442	Apr 2021	9
4711	\$3,400	1/2	\$3.5	975	Apr 2021	15
3202	\$4,500	2/3	\$3.4	1,314	Apr 2021	4

## Currently Listed

---

ACTIVE LISTINGS 1/3

Unit	Price	Beds/Baths	\$/Sqft	Sqft	Listing Date	Owner
1409	\$670,000	2/2	\$651.8	1028	Jun 2021	RICARDO A B...
1510	\$369,900	0/1	\$836.9	442	Apr 2021	N/A
1602	\$759,000	2/3	\$577.6	1314	Jun 2021	
1604	\$889,000	2/3	\$670.9	1325	Jun 2021	N/A
1701	\$1,275,000	3/3	\$727.3	1753	Apr 2021	ESTEVAM DE...
1703	\$845,000	2/3	N/A	N/A	Jun 2021	N/A
1810	\$280,000	0/1	\$633.5	442	May 2021	N/A
2010	\$380,000	0/1	\$859.7	442	Jun 2021	N/A
2101	\$1,299,000	3/3	\$741.0	1753	Jun 2021	PEDRO MANT...
2102	\$825,000	2/3	\$627.9	1314	Jan 2021	RAFAEL I, SR C...
2104	\$825,000	2/3	\$464.0	1778	Jun 2021	N/A
2107	\$592,500	2/2	\$610.8	970	Jun 2021	JONATHAN Y...
2303	\$5,200/mth	2/3	\$4.1	1283	Jun 2021	N/A
2309	\$650,000	2/2	\$632.3	1028	Jun 2021	N/A
2403	\$875,000	2/3	\$682.0	1283	Jun 2021	VICENTE ANT...
2405	\$1,395,000	3/3	\$784.6	1778	Apr 2021	FRANCESCO...
2409	\$4,500/mth	2/2	\$4.4	1028	Jun 2021	N/A
2506	\$730,000	2/2	\$663.6	1100	Apr 2021	N/A
2510	\$310,000	0/1	\$701.4	442	Jun 2021	CAMILO ECH...
2608	\$550,000	1/2	\$556.7	988	Jun 2021	N/A

## Currently Listed

---

ACTIVE LISTINGS 2/3

Unit	Price	Beds/Baths	\$/Sqft	Sqft	Listing Date	Owner
2609	\$639,000	2/2	\$621.6	1028	Apr 2021	SEBASTIAN M...
2905	\$7,500/mth	3/3	\$4.2	1778	Jun 2021	LLC GGMIAMI
3002	\$6,000/mth	2/3	\$4.6	1314	Jun 2021	N/A
3105	\$1,270,000	3/3	\$714.3	1778	Jun 2021	N/A
3208	\$437,500	1/2	\$443.3	987	May 2021	CESAR A LASS...
3209	\$630,000	2/2	\$612.8	1028	Jun 2021	MARIA E ALB...
3409	\$640,000	2/2	\$622.6	1028	May 2021	INES LAURIA
3601	\$1,379,000	3/3	\$786.7	1753	Jun 2021	ESTEBAN ARI...
3709	\$669,000	2/2	\$650.8	1028	Mar 2021	DANIEL G HE...
3904	\$829,000	2/3	\$625.7	1325	Apr 2021	ALEJANDRO S...
3910	\$478,000	0/1	\$755.1	633	May 2021	N/A
4004	\$870,000	2/3	\$656.6	1325	May 2021	N/A
4103	\$837,000	2/3	\$652.4	1283	Jun 2021	ARTURO SISO
4106	\$950,000	2/3	\$658.8	1442	Jun 2021	N/A
4108	\$450,000	1/2	\$592.9	759	Mar 2021	MARIA MELE...
4305	\$1,395,000	3/3	\$784.6	1778	May 2021	ANDRE GUTIE...
4504	\$869,000	2/3	N/A	N/A	Jun 2021	ALBERTO ALV...
4508	\$440,000	1/2	\$579.7	759	Jun 2021	RAFAEL SALA...
4510	\$380,000	0/1	\$859.7	442	Jun 2021	RAFAEL SALA...
4703	\$870,000	2/3	\$678.1	1283	Jun 2021	FRANCIS J FO...

## Currently Listed

---

ACTIVE LISTINGS 3/3

Unit	Price	Beds/Baths	\$/Sqft	Sqft	Listing Date	Owner
4710	\$305,000	0/1	\$690.0	442	Jun 2021	NAMAN WAKIL